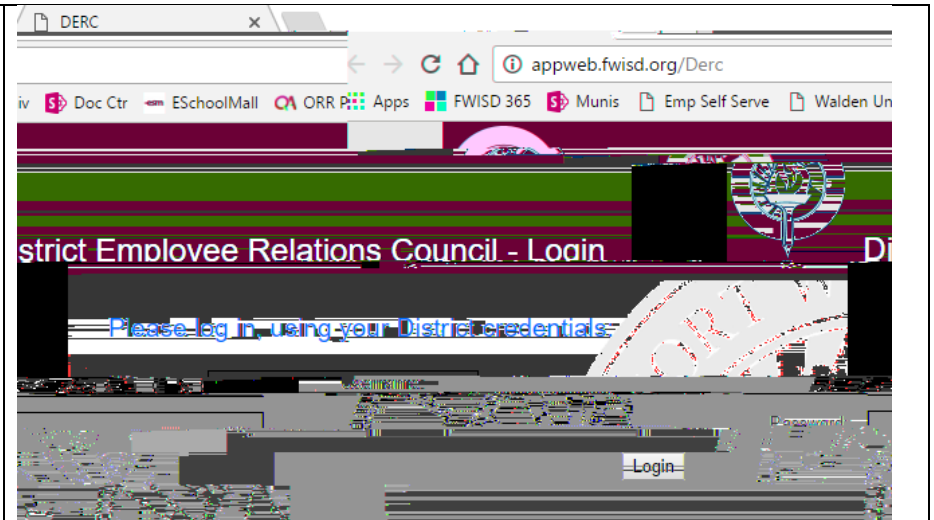

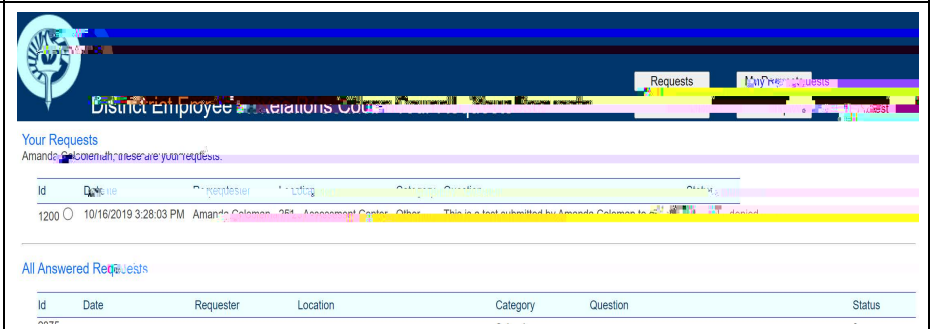


DISTRICT EMPLOYEE RELATIONS COUNCIL

Campus DERC Question/Issue Online Tool

<p>Go to this link: http://appweb.fwisd.org/Derc</p> <p>Sign in using your Active Directory Login</p>	 <p>The screenshot shows a web browser window with the URL appweb.fwisd.org/Derc. The page title is "District Employee Relations Council - Login". Below the title, there is a large graphic with the text "Please log in using your District credentials". At the bottom of the page, there is a "Login" button.</p>
<ol style="list-style-type: none"> 1. Select your campus from the drop down menu. 2. Select the category of your question / issue. 3. Type in your question / issue. 4. Click Submit. 5. If you have another submission, you can enter another, or, you can logout. 	 <p>The screenshot shows the "District Employee Relations Council" question submission form. It includes a navigation bar with "Requests" and "My Requests" tabs. Below the navigation bar, there is a form with several dropdown menus for selecting campus and category, and a text area for entering the question. A "Submit" button is visible at the bottom right of the form.</p>
<p>You can see your requests if you click on My Requests</p> <p>Once the requests have been answered, you can see the responses here also</p>	 <p>The screenshot shows the "My Requests" page. It features a header with "District Employee Relations Council" and navigation tabs for "Requests" and "My Requests". Below the header, there is a section titled "Your Requests" with a sub-header "Amanda Coleman, these are your requests:". A table lists the requests with columns for Id, Date, Requester, Location, Category, Question, and Status. One request is visible with Id 1200, dated 10/16/2019 3:28:03 PM, submitted by Amanda Coleman.</p>